

Rafi Securities (Private) Limited  
 A Detailed Balance Sheet  
 As at March 31, 2021

ASSETS

NON-CURRENT ASSETS

Property & equipment  
 Intangible assets  
 Long term investments  
 Long term advances & deposits

CURRENT ASSETS

Trade receivables  
 Advances  
 Short term investments  
 Bank balances

TOTAL ASSETS

EQUITY AND LIABILITIES

CAPITAL AND RESERVE

Authorized Capital  
 Paid-up Capital  
 Issued, subscribed and paid-up capital  
 Appropriated profit  
 (Loss) / Profit after taxation upto March 2021

LIABILITIES

CURRENT LIABILITIES

Short term borrowings - secured  
 Trade payables  
 Expected Credit Loss of Clients  
 Accrued expenses  
 Other liabilities

CONTINGENCIES AND COMMITMENTS

TOTAL EQUITY AND LIABILITIES

**M/S RAFI SECURITIES (PVT) LTD**  
**UN-AUDITED**  
**PROFIT & LOSS STATEMENT**  
**&**  
**BALANCE SHEET**  
**AS ON MARCH 31<sup>st</sup>, 2021**

2021
571,350
1,829,350
8,750,000
8,697,750
43,401,475
43,108,450
16,333,510
11,406,454
14,269,725
72,092,59
10,000,000
10,000,000
70,123,013
15,447,593
22,565,066
16,907,648
10,292,833
15,091,331
3,450,000
22,747,662
15,013,373
72,092,59

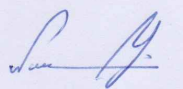
*[Signature]*  
 Chief Executive


**Rafi Securities (Private) Limited**  
**Unaudited Profit & Loss Account**  
**For the period ended March 31, 2021**

Note	Rupees 31 March 2021
------	-------------------------

**REVENUE**

Operating revenue	59,473,661
Gain on remeasurement of investments (Unrealize)	13,835,395
Capital (Loss)/gain on sale of securities	21,279,989
	94,589,045
Administrative and operating expenses	(36,957,728)
Finance cost	(8,914,701)
	(45,872,429)
<b>Operating profit</b>	<b>48,716,616</b>
<b>Other charges</b>	-
<b>Other income</b>	3,725,936
	52,442,553
<b>(Loss) / Profit before taxation</b>	<b>52,442,553</b>
<b>Taxation</b>	-
	52,442,553
	52,442,553
<b>Earnings per share - basic and diluted</b>	<b>5.24</b>

  
**Chief Executive**

  
**Director**

**Rafi Securities (Private) Limited**  
**Unaudited Balance Sheet**  
**As at March 31, 2021**

**Rupees**  
**31 March 2021**

**ASSETS**

**NON-CURRENT ASSETS**

Property & equipment	571,350
Intangible assets	2,839,359
Long term investment	-
Long term advances & deposits	4,750,000
	<b>8,160,709</b>

**CURRENT ASSETS**

Trade receivables	143,400,475
Advances, deposits, pre-payments & other receivables	43,128,490
Short term investment	166,333,310
Bank balances	11,406,454
	<b>364,268,729</b>

**TOTAL ASSETS**

**372,429,438**

**EQUITY AND LIABILITIES**

**CAPITAL AND RESERVES**

**Authorized Capital**

10,000,000 (2019: 10,000,000) ordinary shares of Rs. 10/- each **100,000,000**

Issued, subscribed and paid-up capital **100,000,000**

Unappropriated profit **70,123,013**

**(Loss) / Profit after taxation upto March-2021** **52,442,553**

**222,565,566**

**LIABILITIES**

**CURRENT LIABILITIES**

Short term borrowings - secured **96,997,645**

Trade payables **10,162,632**

Expected Credit Loss of Clients **18,981,332**

Accrued expenses **945,200**

Other liabilities **22,777,062**

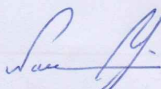
**149,863,872**


**CONTINGENCIES AND COMMITMENTS**

-

**TOTAL EQUITY AND LIABILITIES**

**372,429,438**

  
**Chief Executive**

  
**Director**